

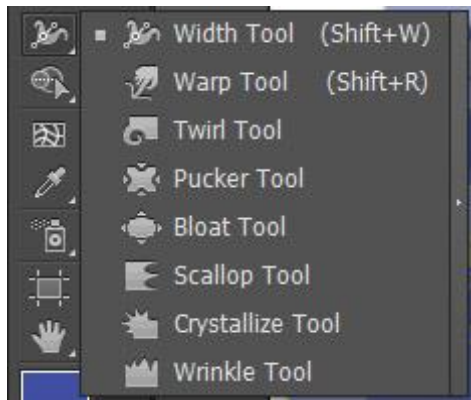
## 2 Formal Balance Designs

Create two formal balance designs (mirror image) using the Illustrator vector based tools. Include multiple Geometric and multiple Free form shapes to show complex imagery! Create one design with abstract shapes and one design that includes representational elements

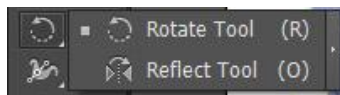
Your design should show...

**Transparency** – Window/Transparency



**Warp tools - Distort options**



**Reflect tool** – Click and hold the rotate tool.



**Drop Shadow** – Effect/Stylize/Drop Shadow



<b>Transparency</b>			10 points Use of the transparency tool is clearly indicated	
<b>Distort Effects</b>			10 points A clear indication of multiple warp tools used within the project design.	
<b>Reflect Tool</b>			10 points Use of the reflect tool implemented to create a mirror image balance.	
<b>Drop Shadow</b>			10 points Use of the drop shadow is clearly represented in the design	
<b>Complex Imagery</b>		5 points Some complex shapes may be seen in the project.	10 points The students has created a design of many complex shapes	
<b>Mirror Image Formal Balance</b>		5 points Design shows formal balance but it is not a mirror image.	10 points Project shows a clear mirror image reflection	
<b>Geometric and Free Form Shapes</b>			10 points Project shows a clear representation of geometric and free form shapes	
<b>Time on Task</b>		5 points Student is off task (gaming/other schoolwork) from time to time	10 points The students spends their entire class time working diligently on the project.	

Total \_\_\_\_\_